

Azure Stack Edge Pro

An Azure managed appliance that brings the power of Azure compute, storage, and intelligence to the edge.

As the world digitizes, organizations generate more and more data at the edge. Data comes from many sources such as cameras, IoT sensors, and industrial automation. Organizations can benefit from analyzing, modifying, and filtering data where it is generated, and only transfer what they need to the cloud for further processing or storage.

Azure Stack Edge Pro brings the compute, storage, and intelligence of Azure right to where you need it—whether that's your corporate data center, your branch office, factory floor and or retail space.



Get started easily with hardware as a service and a seamless cloud to edge experience.

Simply order your appliance from the Azure portal in a hardware-as-a-service model, paid monthly via your Azure subscription. Get a seamless cloud to edge experience where you configure, monitor and update your Azure Stack Edge with the same management portal and development tools that you've come to expect from Azure.



Run your applications at the edge close to the data. Run your containerized applications and VMs right at the edge where data is created and collected. Deploy applications on Kubernetes clusters with the click of a button, via IoT Hub or Arc. Analyze, transform, and filter data at the edge, sending only the data you need to the cloud for further processing or storage.



Analyze your data for quick actionable insights with hardware accelerated AI/ML. Build and train machine learning models in Azure or use Azure Cognitive service, and then utilize the built in NVIDIA T4 GPU or Intel VPU in the Mini R to accelerate the results locally. Upload the full dataset or a subset to the cloud to retrain your models and make your edge devices even smarter.



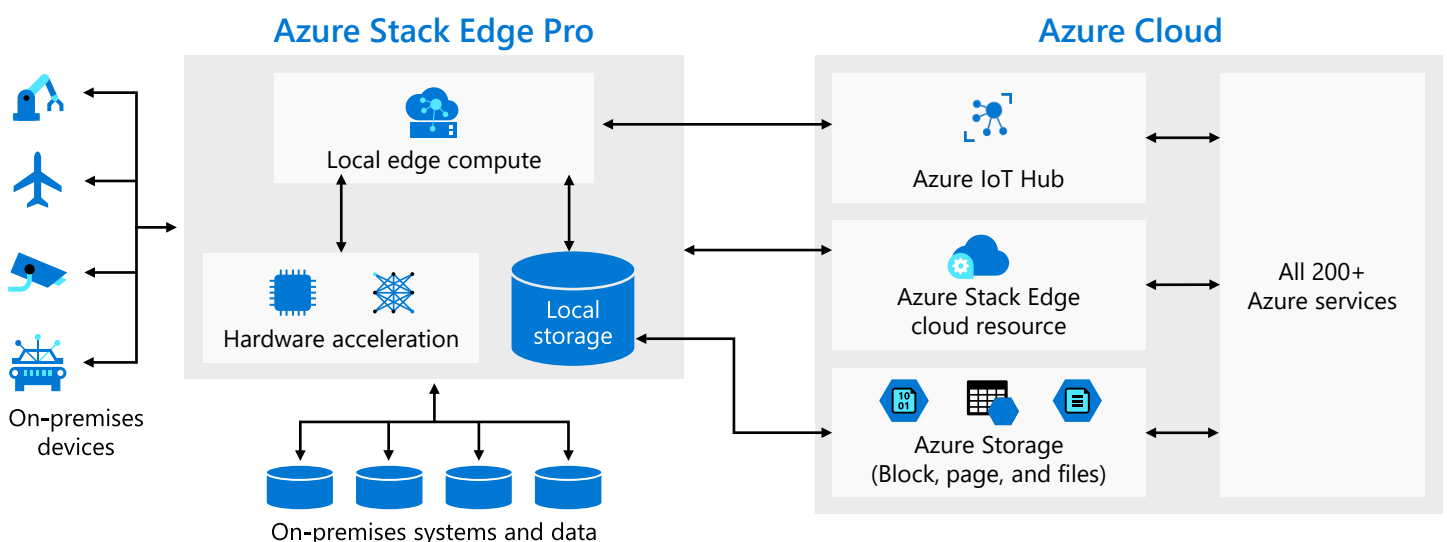
Transfer data, efficiently and easily between the cloud and edge. Azure Stack Edge Pro acts as a cloud storage gateway and enables data transfers to Azure, while retaining local access to files. With its local cache capability and bandwidth throttling, to limit usage during peak business hours, Azure Stack Edge can be used to optimize your data transfers to Azure and back.

Azure Stack Edge Pro is a cloud managed edge compute appliance from Microsoft. Instead of purchasing it, order from Azure as a service and pay monthly on your Azure subscription.



Do more at the Edge

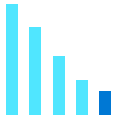
Bring the compute, storage, and intelligence of Azure to your location, giving you fast results on your data right where it is generated.



Why use Azure Stack Edge Pro

The Azure Stack Edge Pro brings the compute, storage, and intelligence of Azure right to where you need it – whether that's your corporate data center, your branch office, factory floor or retail space. It is simple to order and use with high-speed connectivity to efficiently transfer data to the cloud. Easily manage your fleet of Azure Stack Edge devices from the Azure portal.

Use it to help solve challenges for edge scenarios like these:



Edge and remote site compute

Run applications at remote locations to speed transactions and address bandwidth constraints.



Machine learning at the edge

Run Machine Learning models right at the edge locations, transfer the data set you need to Azure to retrain and continue to improve your model.



Internet of Things

Includes Azure IoT Edge to enable connecting to all your local IoT devices and analyzing the data they generate.



Regulatory compliance

Analyze data locally before sending to the cloud to ensure it is compliant and follows your corporate data policies.




Network data transfer from the edge to the cloud

Easily and quickly transfer data to Azure for further compute or archival purposes or to expedite your cloud migration.

Technical specifications

Specification	Details
CPU	2x10 core Intel Xeon CPUs
RAM	128 GB
Local cache capacity	8 TB NVME flash storage
Data protection/security	AES 256-bit encryption
Form factor	1U rack mount server, 29.6" deep
Network interface	4x 25Gbe SFP+, 2x1 GbE
Accelerated ML	Up to 2 NVIDIA Tesla T4 GPU
Power	110/240 (50/60 Hz)



To order
Azure Stack Edge
Pro or learn more

The Azure Stack Edge Pro is available today.

To order Azure Stack Edge or to learn more about other products in the product family, visit <https://azure.microsoft.com/en-us/>.